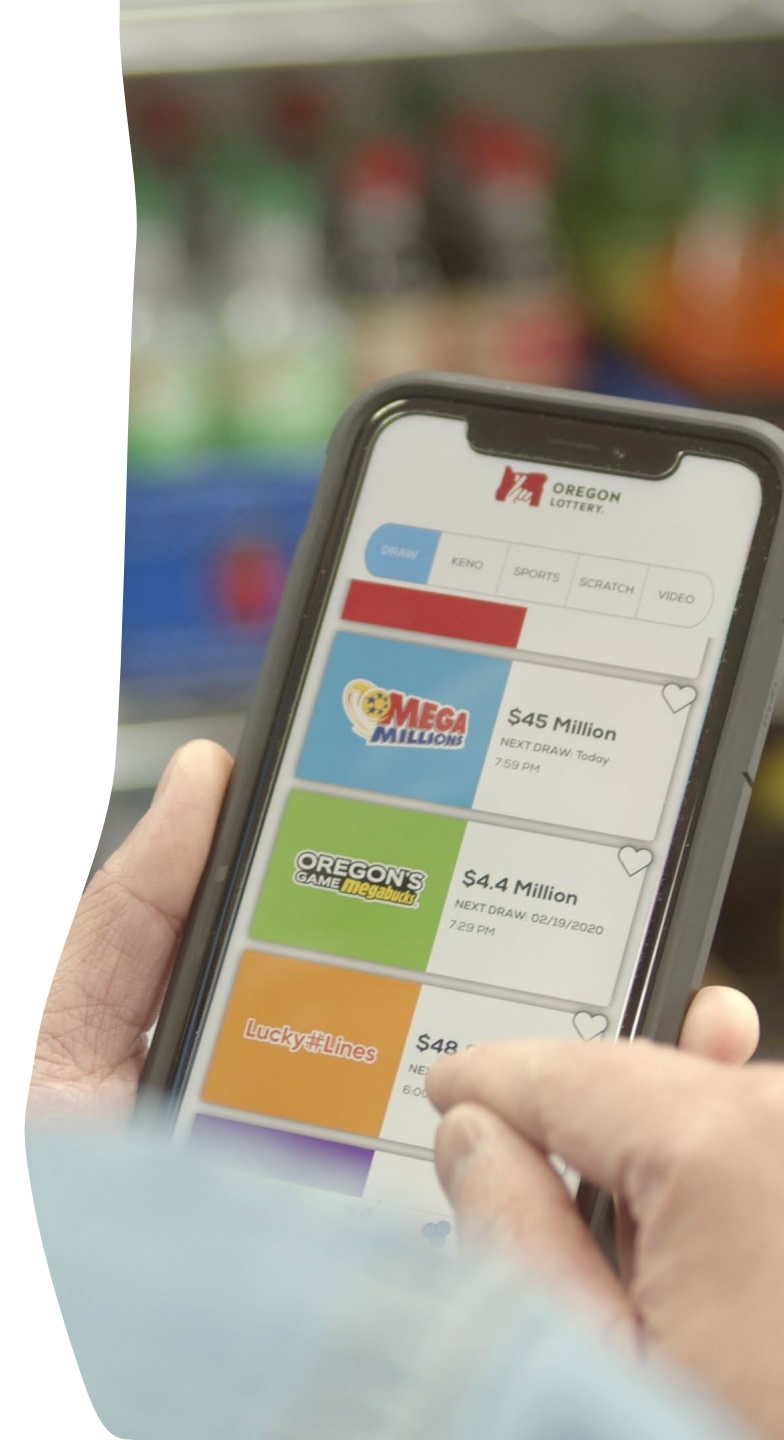




Product Performance Update Q4 of Business Year 2024 (3/31/24 - 6/29/24)

July 2024 Commission Meeting

Lottery Products Quarterly Update



Scratch-its Quarterly Performance

Scratch-its Highlights

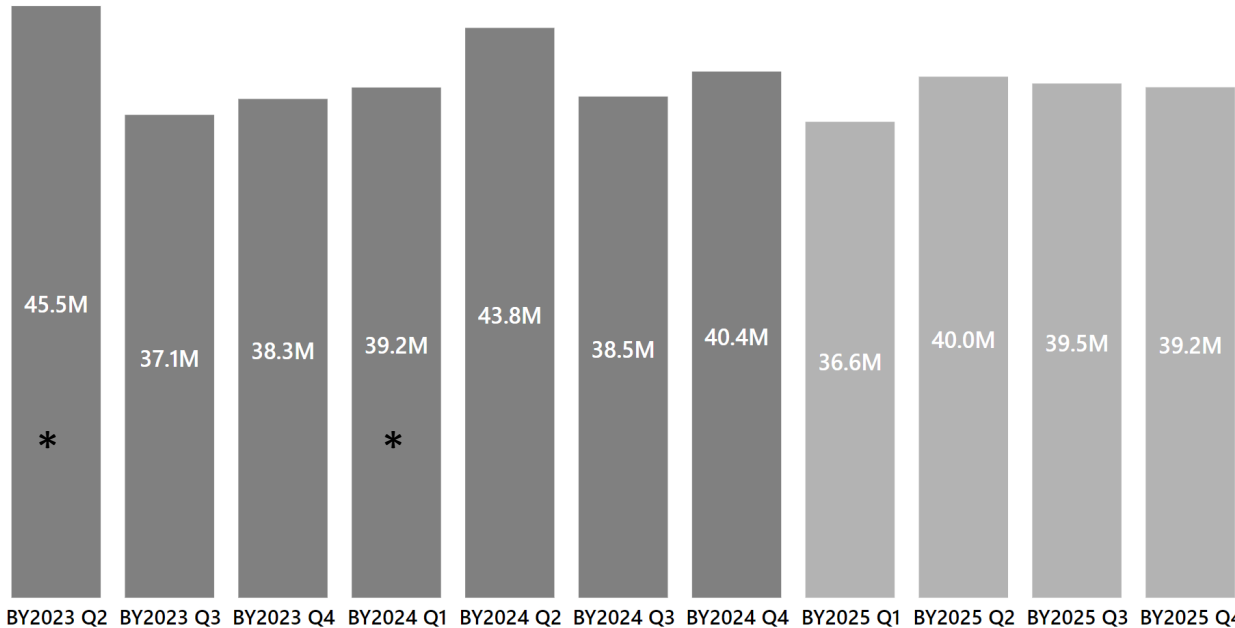
- Q4 sales up 5.49%
- Sales for the quarter were \$40.2M
- YTD sales up 2.81%

Visit State Parks

- Went on sale May 7
- Nostalgic design
- Popular theme



● Forecast ● Actuals



*BY23Q2 and BY24Q1 had 14 weeks vs. 13 weeks

Type	BY24 Q4		
	Actual	Forecast	Difference
Sales	\$40,422,469	\$37,569,268	7.6%
Transfer	\$5,769,928	\$6,011,083	-4.0%

Transfer is estimate based on prize payout

Mar 2024 OEA Forecast

Together, we do good things.®

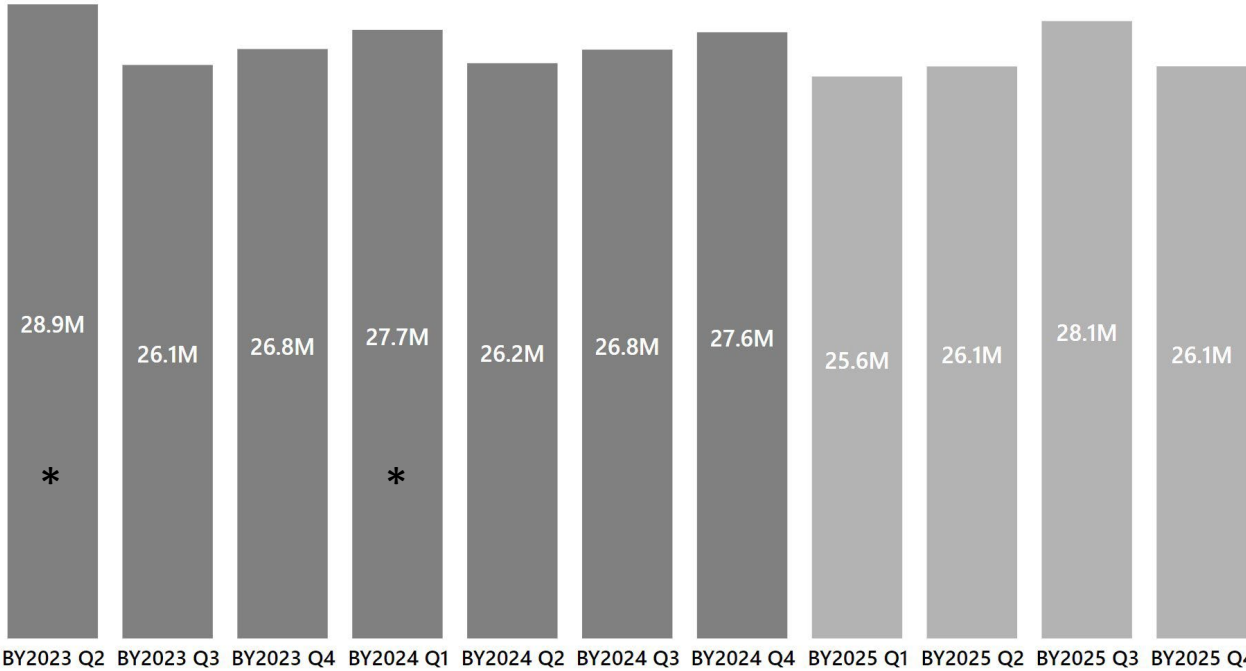
Keno Quarterly Performance

Keno Highlights

- Q4 sales up 2.84%
- Sales for the quarter were \$27.6M
- YOY decline of -0.41%



● Forecast ● Actuals



*BY23Q2 and BY24Q1 had 14 weeks vs. 13 weeks

Type	BY24 Q4		
	Actual	Forecast	Difference
Sales	\$27,610,105	\$25,953,386	6.4%
Transfer	\$4,417,617	\$4,152,542	6.4%

Transfer is estimate
based on prize
payout

Mar 2024 OEA
Forecast

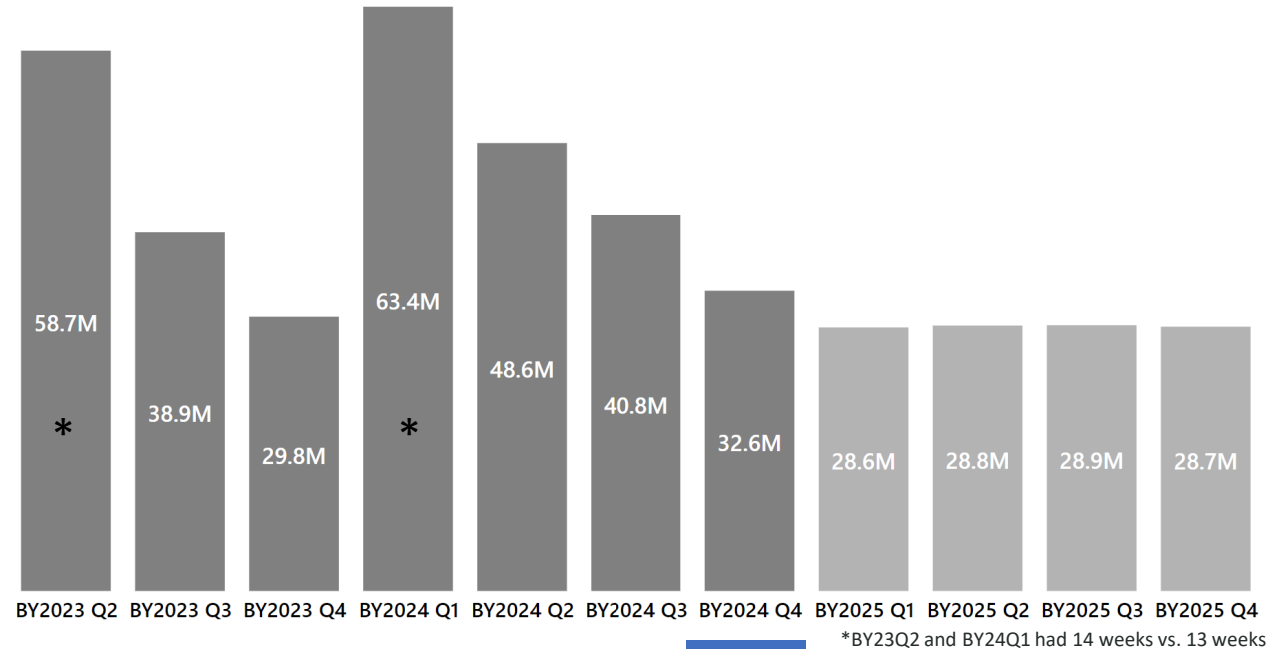
Together, we do good things®

Jackpot Games Quarterly Performance

● Forecast ● Actuals

Jackpot Games Highlights

- Q4 sales up 25.79% YOY
- Sales for the quarter were \$32.5M
- Powerball: Year-end sales of \$96.6M, an increase of over \$21M compared to last year.
- Mega Millions: Year-end sales of \$56.6M, an increase of over \$1.3M compared to last year.
- Oregon's Game Megabucks: Year-end sales of \$32.1M, a minimal increase of over \$91K compared to last year



Type	BY24 Q4		
	Actual	Forecast	Difference
Sales	\$32,594,807	\$28,931,317	12.7%
Transfer	\$9,542,558	\$8,287,233	15.1%

Transfer is estimate
based on prize
payout

Mar 2024 OEA
Forecast

Together, we do good things.®



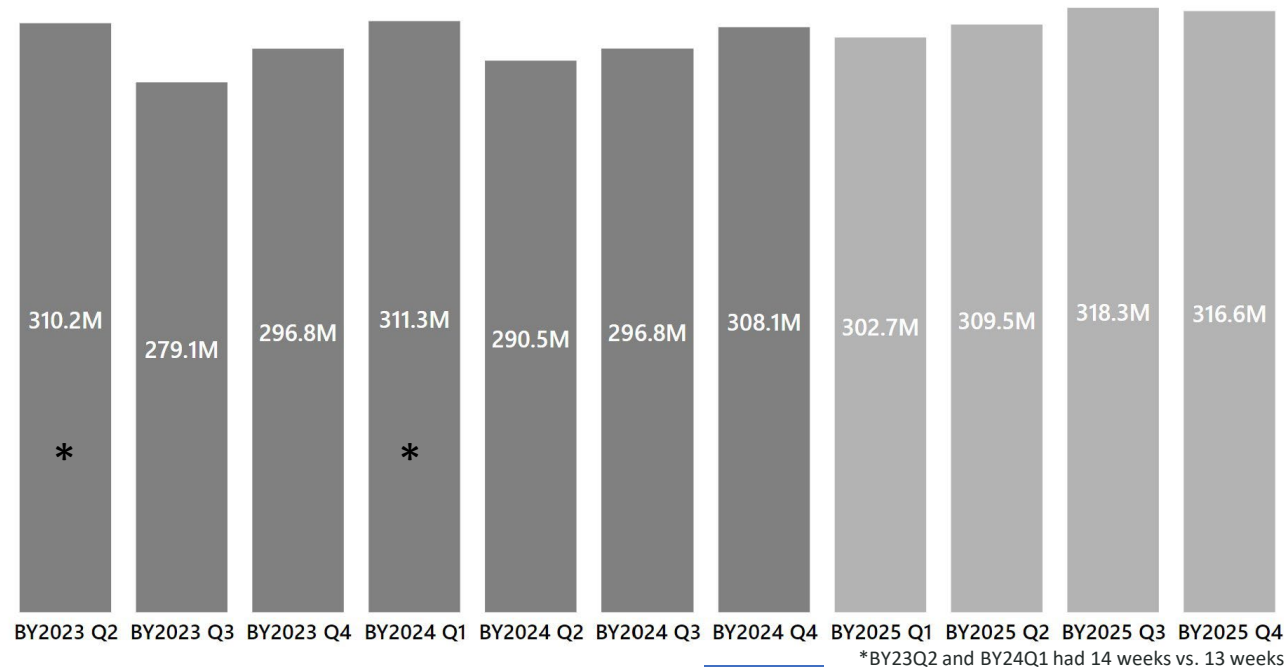
Video Products Quarterly Update

Video Lottery Quarterly Performance

Video Lottery Highlights:

- Year over year: up 2.4%
- Looking back: weather, games and kicker impacts
- Looking forward: game launches

● Forecast ● Actuals



Type	BY24 Q4		
	Actual	Forecast	Difference
Sales	\$308,093,102	\$312,092,343	-1.3%
Transfer	\$200,876,703	\$203,484,208	-1.3%

Transfer is estimate
based on prize
payout

Mar 2024 OEA
Forecast

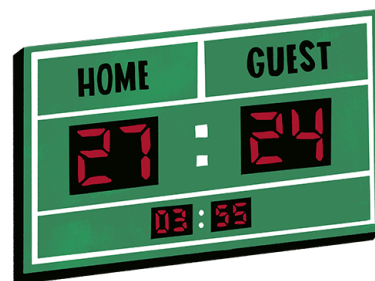
Sports Betting Product Quarterly Update



Sports Betting Quarterly Performance

Sports Betting Highlights:

- Over \$210M in Turnover
- Gross Gaming Revenue \$23M



Year over year growth

- # of Bets: +30% (over 7.2M bets placed)
- Turnover\$: +41%
- Gross Gaming Revenue: +27%

New Player Registrations are Increasing Overall Player Base

- 27% year over year increase in number of "Unique Active Customers"
- New customer registrations: +48% from Q4 2023 (13,000 new registrations)
 - MMA and Boxing were events with largest spikes in registrations

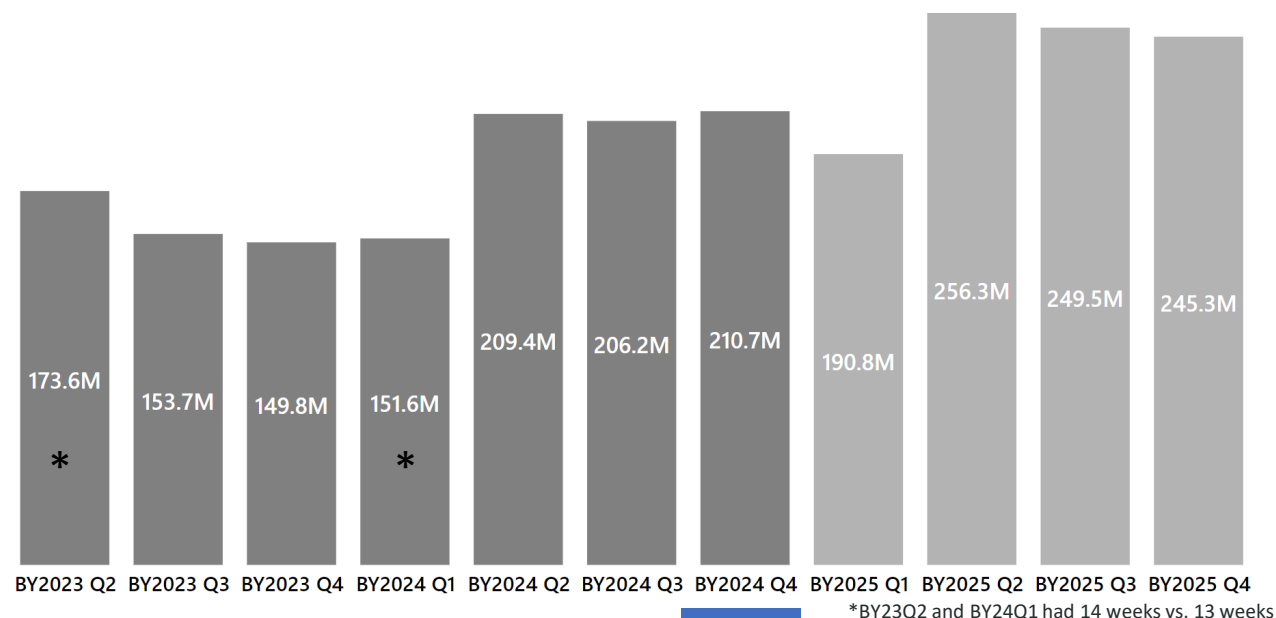
Primary Sports of Q4

- Basketball - Quarter included NBA playoffs and Finals
 - Tremendous growth in WNBA
 - +371% in # of bets, +258% in Unique Active Players (in June)
- Baseball (+52% increase YOY), Table Tennis (+81% year over year)

Looking Ahead - Q1

- Major League Baseball regular season
- Paris Olympics
- NFL

● Forecast Turnover ● Actuals Turnover



Type	BY2024 Q4		
	Actual	Forecast	Difference
GGR	\$23,166,728	\$21,425,414	8.1%
Transfer	\$9,961,693	\$9,212,928	8.1%
Turnover/Handle	\$210,682,883	\$199,642,315	5.5%

Transfer is estimate
based on prize
payout

OSL Internal forecast Apr 2024

Together, we do good things®

Thank You



**OREGON
LOTTERY®**

Together, we do good things.